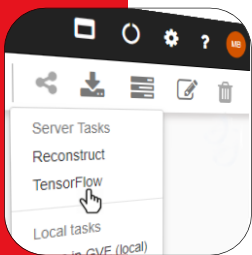


# agora

The comprehensive solution for archiving, organizing and processing all your research data.



## Your data is valuable.

Your data is the essence of your research and deserves a data management system up to the task. With Agora, data is automatically collected from your MR scanner or easily imported from your web browser with just one click.

## Your data is complete.

Because Agora will store all acquisition parameters including the complete pulse sequence description along with your data, you will be able to find, re-use, and share it in current and future projects and studies. Agora helps you maintain the data integrity and enables truly reproducible data processing.

## For your research studies.

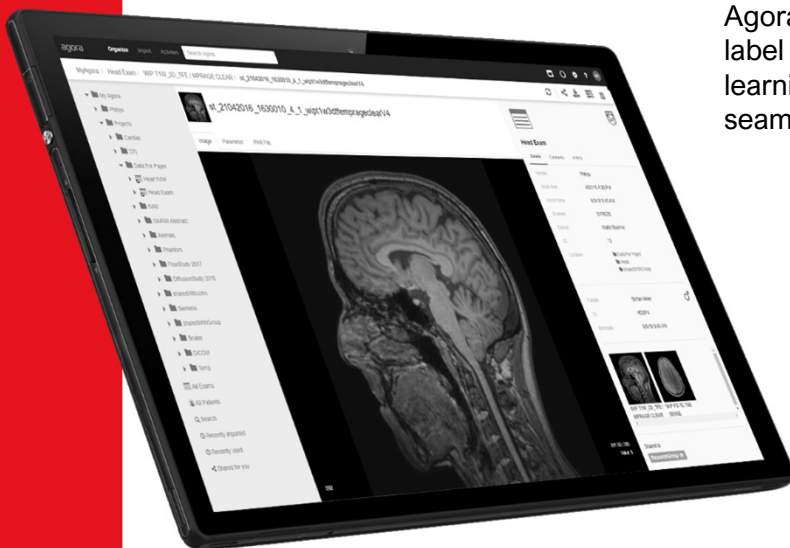
De-identification of data, version history tracking of files and parameter values, task assignment and progress monitoring, full and complete action logging. Agora empowers you to conduct well-run studies and trials while fulfilling highest quality control and data privacy standards. Include any type of data for your studies directly in Agora or link with external data such as from RedCap.

## AI Ready.

Agora is the perfect platform to organize and label your data. Directly connect your machine learning networks to the platform and seamlessly feed and classify data.

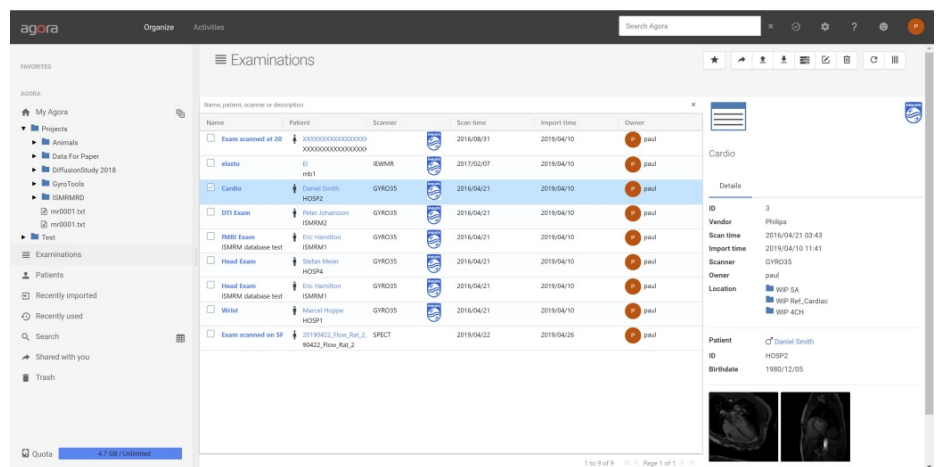
## Powerful Data Processing.

Use the built-in processing tools or connect your favourite processing software to define complete processing pipelines. Define where your processing takes place: on a specific client, on the server, or in the cloud. Schedule or trigger execution on specific events.





With Agora, you can easily configure an environment that exactly matches the needs of your lab for data organization and accessibility. Connect multiple scanners that will automatically feed raw-, image, and meta-data to the Agora platform. Your data remains in-house. Users access data selectively using a web browser and a personalized account.



## Key Features

### Data

- Automated collection and direct transfer of data from the scanner to the Agora server.
- Supported file formats for metadata collection: DICOM, Philips RAW/LAB, Philips PAR/REC, Siemens Raw, ISMRMRD, Bruker raw & imaging data.
- Collection and storage of the complete acquisition sequence description and other acquisition-related metadata like log files, scan protocol, graphical viewer file etc.
- Upload and management of arbitrary files such as nifty, pdf, jpeg, office documents, program code listings, and others.

### Access

- Powerful filtering and search options on data and metadata within the database.
- Platform-independent access and image viewing via the web-browser.
- Python, Matlab, C++ and command-line API's for direct data access within custom written applications and scripts.

### Security

- Individual owner and group access rights for each dataset. Secure data sharing across collaborators and teams.
- Advanced data anonymization according to the DICOM standard at various levels

### Processing

- Configurable and scalable task execution engine.
- Extensible reconstruction and image processing pipelines.